



Unit 1: Seasons

Activity 2: Vocabulary Corner (Pg. 10)




Activity 4: The Buzzy Bumblebee (Pg. 11)




*Please note that there is an error in this question. There is an extra number '17'.

Activity 5: Seasonal Activities (Pg. 12)



Unit 2: Winter

Activity 2: Vocabulary Corner (Pg. 14)



j a c k e t




s c a r f




s o c k s

New words: jacket, gloves, scarf, boots, socks, snowman, snow



g l o v e s



s n o w



s n o w m a n

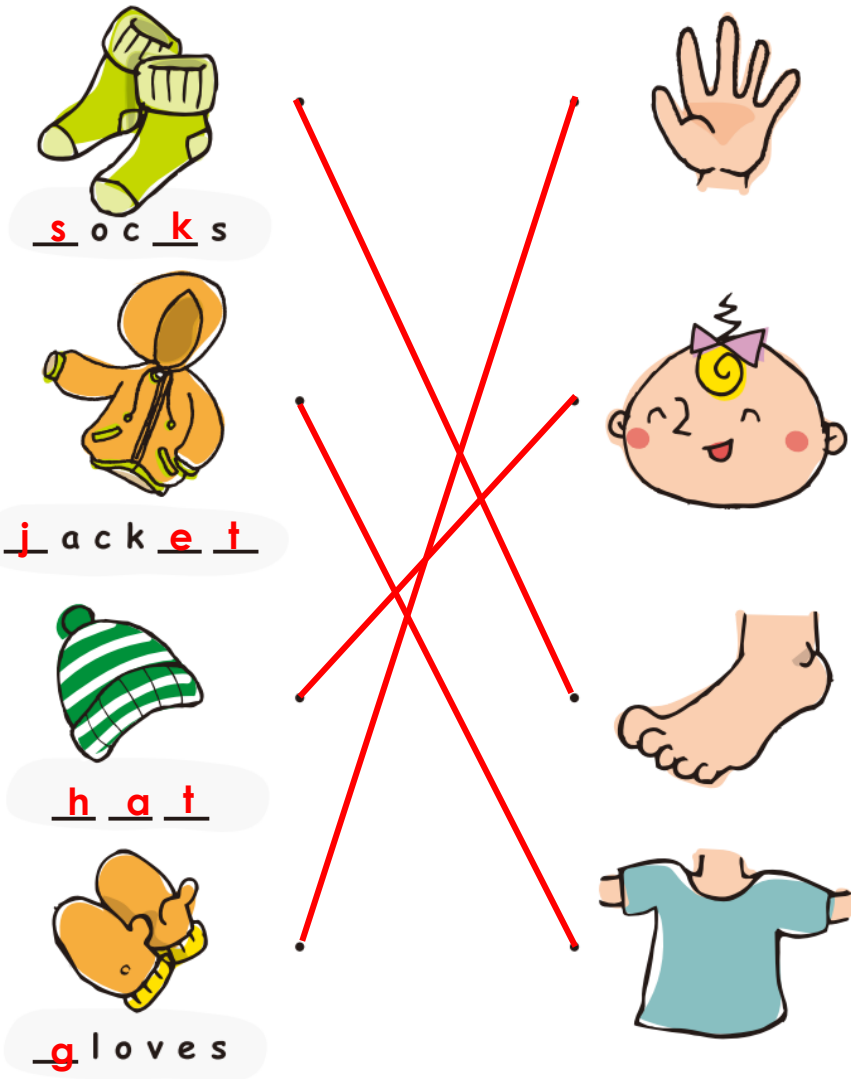


b o o t s

Activity 4: What Should You Wear in the Snow? (Pg. 16)



Activity 5: Clothes and Body Parts (Pg. 17)



s o c k s

j a c k e t

h a t

g l o v e s

Hand

Head

Foot

T-shirt

Unit 3: Chinese New Year

Activity 4: Chinese Zodiac Animals (Pg. 22)



r a t



o x



t i g e r



r a b b i t



d r a g o n



s n a k e



h o r s e



s h e e p



m o n k e y



r o o s t e r



d o g



p i g

Activity 6: Chinese New Year Items (Pg. 26)



red packets



Christmas tree



peach blossom



Christmas socks



fireworks



Chinese New Year wishes



candy box



Easter eggs



lion dance

Unit 4: Spring

Activity 2: Vocabulary Corner (Pg. 28)



s u n




b e e



b u t t e r f l y



b i r d



f l o w e r s



l a d y b i r d

Activity 5: Colourful Butterflies (Pg. 32)

①



y e l l o w

②



b l u e

③



o r a n g e

④



g r e e n

Activity 6: Spring Flower (Pg. 33)

Examples:

- bees
- flowers
- sun
- bird
- ladybird
- rain
- sun

Unit 5: Easter

Activity 2: Vocabulary Corner (Pg. 34)



e g g s



r a b b it



c h i c k

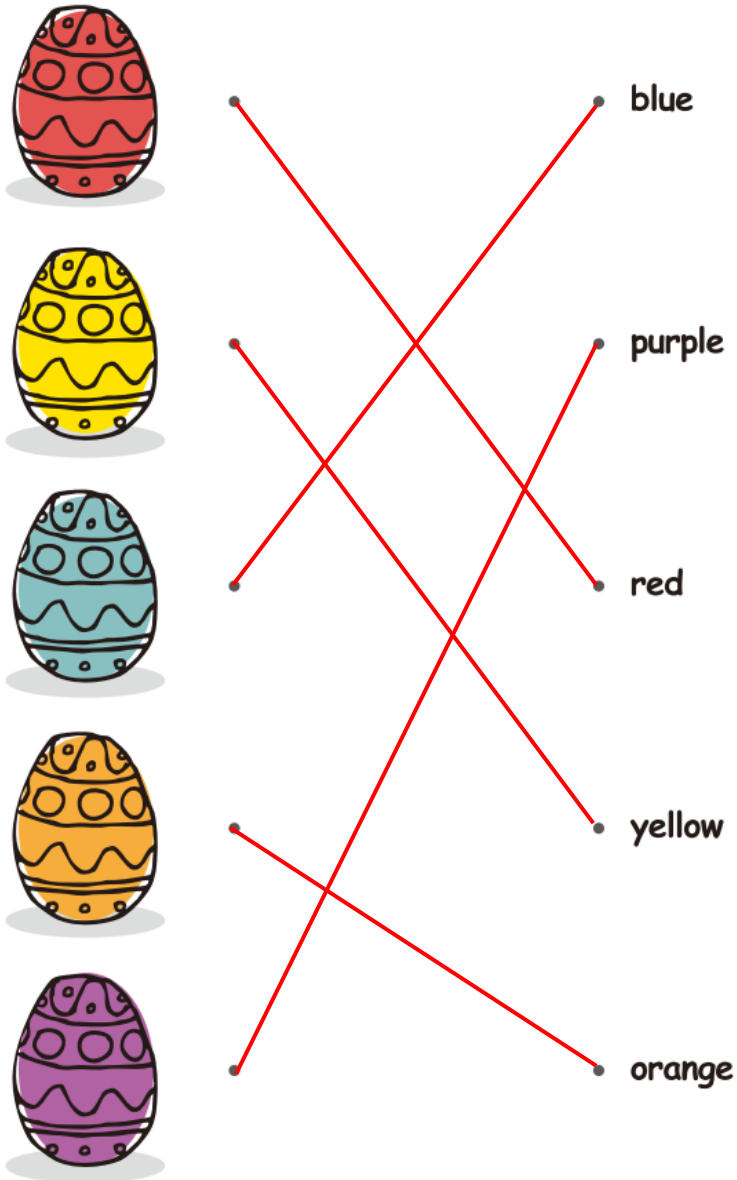


c h o c o l a t e



b a s k e t

Activity 5: Easter Egg Colour Match (Pg. 38)



Activity 6: Easter Egg Hunt (Pg. 39)



under the tree




on the chair



on the grass



next to the chick



on the table



next to the rabbit



in the basket



in the bowl

Unit 6: Summer

Activity 2: Vocabulary Corner (Pg. 40)



w a t e r m e l o n



b e a c h



s h o r t s



f a n



i c e c r e a m



s a n d a l s


Activity 4: Summer Clothes (Pg. 41)

Hints:

- Make sure to add: 2 eyes, a nose, a mouth, 2 ears and some hair
- T-shirt and shorts/t-shirt and skirt/dress
- Sandals
- Hat

Unit 7: At the Beach

Activity 2: Vocabulary Corner (Pg. 44)



s a n d c a s t l e



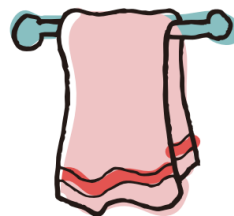
s u n g l a s s e s



s h e l l s



s u n s c r e e n



t o w e l

Activity 4: A Fun Day at the Beach (Pg. 45)

1



2












3



Let's review! I play with a ball.
I eat ice cream.
I build sandcastles.

Activity 5: Things to Bring at the Beach (Pg. 46)

 a ball	 a pencil	 crayons
 a hat and sunglasses	 a bucket and a shovel	 a mat
 sunscreen	 scissors	 sandals

Unit 8: Autumn

Activity 2: Vocabulary Corner (Pg. 48)



t r e e



l e a f



n u t s



p u m p k i n

Activity 5: Mr. Pumpkin (Pg. 52)

(Example answers)



happy



sad



angry




scared

Unit 9: Thank You

Activity 2: Vocabulary Corner (Pg. 54)

T h a n k you
for the present!



Let's share the toys
and play together!

Activity 5: Good Children (Pg. 58)



He doesn't share the toys with his friend.



The boy is sharing his balloons with the girl.



They are waving goodbye to each other.



They are fighting.



The man tears the paper into half. He is very angry.



The boy invites the girl for some tea.

Unit 10: Let's Have a Party

Activity 2: Vocabulary Corner (Pg. 60)



balloons



present



cake




candles



clown

Activity 4: Planning a Party (Pg. 61)



present



party hats



tree



balloons



books



leaf



camera



clown



shovel

Activity 6: How Old Are You? (Pg. 63)



I am four years old.



I am six years old.



I am two years old.



I am seven years old.



I am five years old.



I am ten years old.