

# Outline

★ : Exam Practice

🎧 : Audio File

## Unit 1 Body and Clothes

Warm-up: Crazy face

Writing: Body parts

Writing: Colourful clothes

★ Listening: Identify them! 🎧

Writing: Describing a person

Vocabulary

★ Reading and writing: Who are they?

Game: Catch the thief

Song: Where are the clothes?



## Unit 2 The Wong Family

Warm-up: Getting to know you

Writing: What is his/her job?


Reading and writing: Family tree

Writing and speaking: My family

Vocabulary

★ Reading and writing: One happy day

Song: This is my family



## Unit 3 Party Time

Warm-up: Food questionnaire

Crossword puzzle: Dinner party

Listening: At the supermarket 🎧


Writing: Numbers

Vocabulary

★ Reading and writing: At the restaurant

Game: I went to the supermarket and bought...

Song: I like chicken



## Unit 4 Animals

Warm-up: What am I?

Writing: Animals in the wild


Writing: Describing an animal

Reading and writing: The ant and the mouse

Vocabulary

★ Reading and writing: Giraffes

Song: We're going to the zoo!



## Unit 5 Sports and Leisure

Warm-up: Simon says...

Class survey

Writing: I'm good at...

Grammar: Past tense

Writing: What did they do during the holidays?

Vocabulary

★ Listening: What did they do on each day of the week? 🎧

Song: What do you want to do?



## Unit 6 Health



Warm-up: Spot the difference

Reading and writing: What's the matter?

Useful phrases

Speaking: At the doctor's

Reading and writing: Why did he/she ...?

Vocabulary

★ Reading and writing: How is Paul?


★ Listening: At the hospital 

Song: I have a headache

## Unit 7 Home and School

Warm-up: Things at home

Game: Name the object

Listening: Where is it? 


Writing: What do they have at home?

Game: What is in my room?

Vocabulary

★ Listening: Let's colour, draw and write! 

★ Reading and writing: One busy day

★ Listening: Who are in Sally's picture? 

Song: Let's clean up!



## Unit 8 Places and Directions

Warm-up: Which building is it?

Matching game: Who are they?

Writing: Where did they go?

Listening: Finish the map 

Vocabulary


★ Reading and writing: What places are these?

★ Speaking: Find the difference

Picture story

Find the different ones

Song: Places in my town



## Unit 9 Weather

Warm-up: Sound of weather

Speaking and writing: Favourite weather

Listening: Weather report


Vocabulary

★ Listening: Charlie's favourite weather 

Writing: What can you do on a sunny day?

Game: How is he/she doing it?

Song: How's the weather?



## Unit 10 The World Around Us

Warm-up: Parts of our world


Reading and writing: Forest and jungle

Vocabulary

Writing: Where would you like to live?

Reading and writing: Would you like to...?

Song: Let's plant a tree



## Children's Companion on their Cambridge Journey

This newly designed course book combines the Cambridge English: **Movers** syllabus, with Eureka's communicative approach to teaching school programmes. With its age-appropriate activities, and child-friendly graphics, this programme introduces essential English used in every-day life. It also serves as a preparation tool for the Cambridge **Movers** exam.

- ✓ **Topic-based curriculum** covering all essential areas of the **Movers** level; listening, speaking, reading, writing and grammar
- ✓ **Clearly defined learning objectives** and meaningful tasks included in each unit
- ✓ **Structured lesson plans** for classroom delivery by native speaking English teachers (school programmes only)
- ✓ **Exam-format** consolidation exercises
- ✓ **Unit-by-unit vocabulary list**
- ✓ **Final mock test** to evaluate learning

This book is one of the four parallel volumes designed for the **Movers** exam. Together they serve as a great English resource, to be used alongside regular school studies. **Cambridge English: Movers** corresponds to the **A1** Level of the Common European Framework of Reference for Languages (CEFR). It is recommended for students from **P2** to **P4**.



# Movers